






















# Nebraska Brandabetical Rules

## Single Symbols sorted in order of:

1. Letters
2. Numbers
3. Characters in order (bar, double bar, triple bar, slash, backslash, quarter circles, plus, double plus, hearts, Diamond, Box, ½ box, Triangles, Arrows, Mill Irons, Broken bar)
4. Pictures (no longer issued)
  - a. subset pictures in alphabetical order, see Dictionary list

## All single symbols will be ordered by the following characterizations:

5.  Normal
6.  Open (A, 6, 9 only)
7.  Reverse
8.  Inverted
9.  Reverse of Inverted
10.  Lazy Left
11.  Lazy Right
12.  Lazy (H & S only)
13.  Left (ex: Arrow, Bracket, Pennant)
14.  Right
15.  Reverse Lazy Left
16.  Reverse Lazy Right
17.  Script Small
18.  Open Left (Half Box only)
19.  Open Right (Half Box Only)
20.  Up (Arrow only)
21.  Down (Arrow Only)
22.  Bowed Left
23.  Bowed Right
24.  Shedding (Bowed Up)
25.  Holding (Bowed Down)

After single symbols come Multiple Symbols in this order:

26. Straightaway Left to right in line RR
27. Flying Read left to right with the subsequent symbols higher  $R^R$
28. Sliding Read left to right when the subsequent symbols are lower  $R_R$
29. Stacked Top to bottom  $\begin{matrix} R \\ R \end{matrix}$
30. Connected Are read left to right or top to bottom. Brands connected by a curved line do not necessarily become part of the first or second character.

Example:  $\lrcorner K$  would be read as half box K

Example:  $\complement \lessgtr$  which should be filed as a Reverse C Lazy V right connected.

Example:  $\text{HH}$  When 2 or more symbols are connected side by side  
 $\text{LE}$  and can be read two or more ways, revert to reading left to right.

31. Intersecting These symbols are read left to right, top to bottom unless both symbols are equal. They are filed following the stacked brands but before the 3 character brands.

Example:  $\complement | \text{?} \text{?} \complement | A$

Example:  $\text{S} \text{?}$  If both symbols are equal they should be read top to bottom or the standing symbol first.

Example:  $\text{8} A$  Exception to this rule is the brands intersected by a bar. They are filed by bar symbol first.

32. Enclosed Symbols inside other symbols are filed at the end of that symbol and are read outside to inside.

Example:  $\text{A}$  would be filed after all the O and O hanging brands


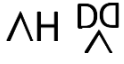






33. Hanging These are connected symbols that are literally attached hanging off the other.

Example:  $J \text{?}$  T hanging J or lazy TJ's are filed in the TJ's


Example:  $\text{?} J$  J hanging T or lazy JT's are filed in the JT's

34. Over These are used when a single or set of symbols are above another single or set of symbols.

**Other Rules of Thumb to Follow in order:**

35. A: No Lazy open A's these are filed as Lazy V right or left
36. A: Rafters are used when the open A is above another symbol 
37. A: Open A are used any time other than above 
38. G: G's are no longer issued
39. H: no lazy chair/small h's, these are filed as lazy 4 (left, right, reverse left, reverse right)
40. I: I hanging O's are at the end of the I's 
41. J: If there is a bar across the top of the J it will be filed under the T's as a TJ or 
42. L: No Inverted L's, these are filed as 7's (normal and reverse)
43. L: 7's stacked and connected are filed at the end of the letter L 
44. M: No Lazy M's these are filed under the Lazy W (left and right)
45. O: O hanging I is filed at the end of the O's 
46. P: Do not use P in the position of 6 or 9
47. Q: Q's are no longer issued
48. V: no inverted V's these are filed as rafter or open A
49. 2: 2's are no longer issued in the lazy or reverse position
50. 3: 3's are no longer issued in the lazy or reverse position
51. 4: All 4's are filed in the 4's if the line intersects or not
52. 5: 5's are no longer issued in the lazy or reverse position
53. 6: 6's are filed only in the actual 6 position, both open and closed
54. 6: 6 Reverse and Lazy are filed in the P's or J's
55. 7: 7's are filed only as normal or reverse. Inverted 7's are L's
56. 7: 7 V connected are filed immediately after the 7's
57. 8: 8's are no longer issued
58. 9: 9's are filed only in the normal 9 position, both open and closed.
59. 9: Reverse or lazy 9 is filed under P's or J's
60. 0: There are no zeros these are filed under letter O
61. Bar: filed in order as
  - a. Bar 
  - b. Bar in front of another symbol
  - c. Bar over symbol
  - d. Double Bar 
  - e. Double Bar in front of another symbol


f. Double Bar over another symbol


g. Triple bar 


h. Triple Bar in front of another symbol

i. Triple Bar over another symbol

62. Quarter Circle:

a. Bowed Left 

b. Bowed Right 

c. Shedding (bowed up) 

d. Holding (bowed down) 